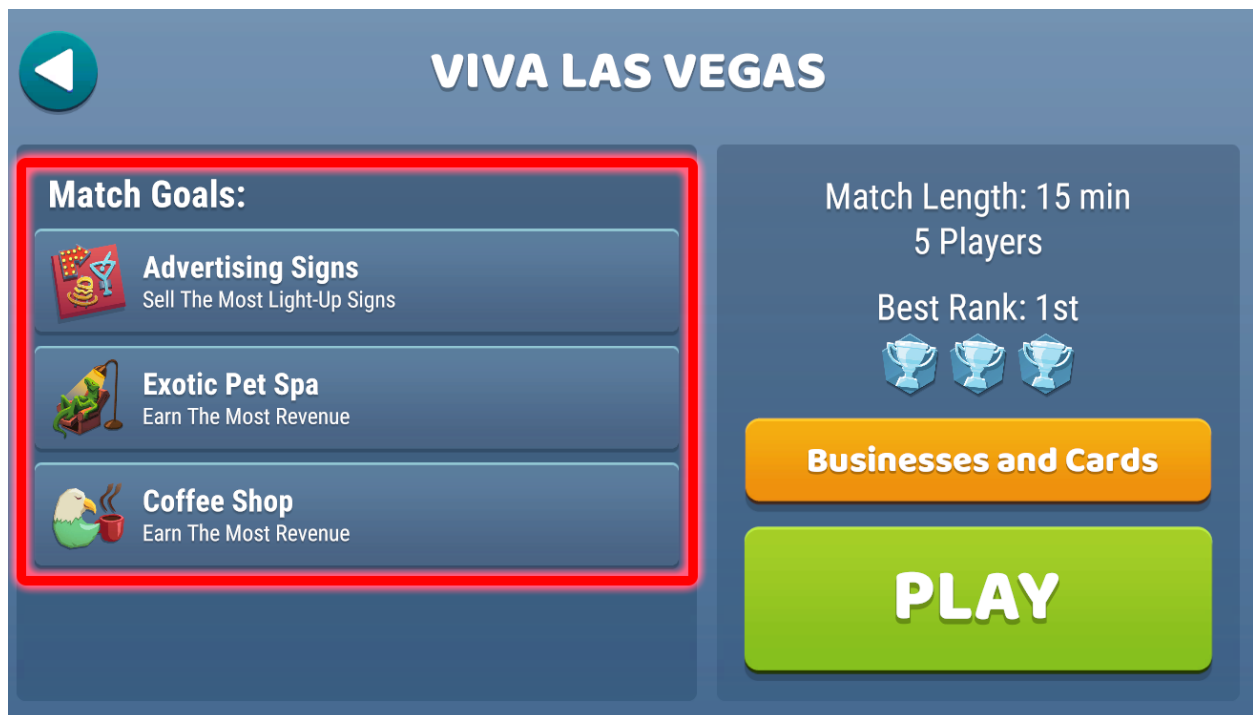


How To Play Venture Valley

Welcome to Venture Valley! Prepare yourself for some intense competition on the road to becoming the greatest entrepreneur in the valley! Don't worry though, below you will find a quick guide to get you started on your adventure.

Card Play: Card Play will be updated at some point soon and will be included somewhere on this page

Understand the Goals: This is the most important part of the game, understanding what you're actually playing for.



As you can see above, you have 3 goals you can aim for but it's best to focus on just 2. Figure out the best way to achieve your goals and hit the ground running when the game starts.

Buy Land: When the game starts, make sure to rush and purchase property quickly before someone beats you to it. Every second counts so act fast or get stuck playing catchup!



Set Your Wages: Pay your workers a good wage so they can work harder for you! Head over to the dashboard and set the employee wages to a reasonable amount and make sure to give them a raise every time your business upgrades.

Coffee Shop

★ ★ ★

Cash: \$791

✕

One Month Forecasts:

Summary

Revenue:
\$42.3k

Overhead


Expenses:
\$36.56k

Products

Sales:
14100

Market

Customer Base:
834



Employee Wages

1 Employees x 224 Hours per month
\$4,032 per month

-


\$20
Per Hour


+

Employee Bonus

\$1,100

Pricing and Quality: The last thing you need to do is set your prices, depending on the goal you either want to increase or decrease your prices and quality. You'll sell less with higher quality products but you'll make more money. If your goal is to sell more products then set your quality to budget and lower your prices.

Coffee Shop 

Cash: \$1,082 

One Month Forecasts:

Summary

Revenue: \$31.68k

Overhead

Expenses: \$29.48k

Products

Sales: 10560

Market

Customer Base: 590

Coffee




Espresso Drinks

Small Bites

Quality

Set Price

Budget \$1	Standard \$2	Gourmet \$3	-	\$3 1.5x Markup	+
------------	--------------	-------------	---	--------------------	---

				Daily Totals
Sales per Day	325	-	-	325
Revenue Generated	\$975	-	-	\$975
Gross Profit after COGs	\$325	-	-	\$325